



EX SOUND CORAL III H

Your Ultimate Gaming Headset with REAL 5.1 Channels Dolby Surround Sound

- ⚙️ Connect to XBOX360®/PS3™/Home DVD with Digital Input(Spdif/Coaxial), also with Spdif Out to Amplifier No Need to Change Cable Anymore
- ⚙️ With Dolby Approvals, Empowering Stereo Game/Music/Movie to 2.1 and 5.1 Surround Sound and Enable to Decode to 5.1 Surround Sound to connect to 5.1 Headsets or 5.1 Speakers
- ⚙️ Build in Voice Communication Function for PS3™ via USB Interface, and XBOX360® via XBOX Live®
- ⚙️ With Master Volume and Each Channel Volume Control, Mute/Un-mute, Microphone Volume Check(MVC) Control & Microphone Mute Function All in One Controller and Operated with Fingers
- ⚙️ With Total 8 Speaker Drivers, 4 on Each Side, Front, Rear, Center & Subwoofer

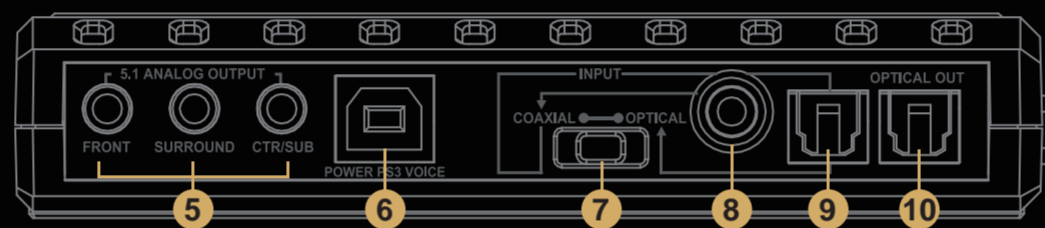
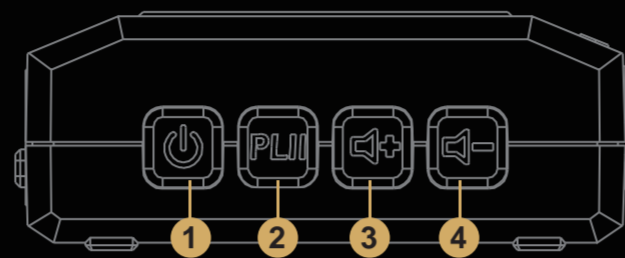
For XBOX® 360

For PlayStation® 3



■ EXSOUND Coral III H Product Features


1. Connect XBOX360®, PS3™, DVD with Optical or Coaxial Input
2. Decoder Dolby Digital 5.1 from XBOX360®, PS3™, DVD
3. Decode Dolby Pro Logic II Format into 5.1 Surrounding Sound
4. Via Dolby Pro Logic II Technology, Empower Stereo Sound, into 5.1 Surrounding Sound
5. Power by USB
6. Build in Communication with XBOX360® via XBOX Live®, & PS3™ with Separate Volume Control to Adjust the Voice Volume
7. Check the Mic in Volume
8. Comfortable Design Headset for Gamer for Long Period Wearing
9. FCC & CE certification & ROHS compliant



■ Hardware Diagram

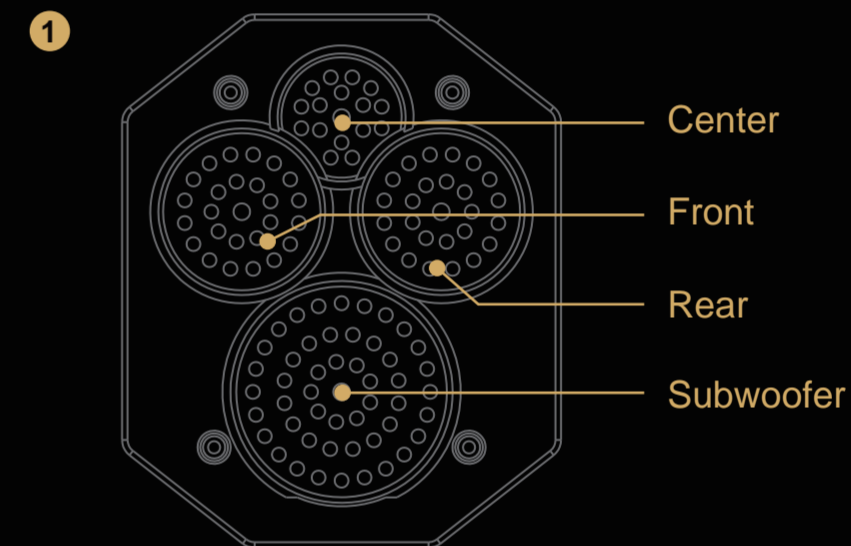
EXSOUND Coral III H Decoder Box

1. Power ON/OFF
2. Dolby Pro Logic II ON/OFF
3. Volume Up
4. Volume Down
5. Connect to 5.1 Speaker
6. USB Power and Connect to PS3™ for PlayStation® Network Chatting
7. Switch of Optical and Coaxial Input Selection
8. Coaxial Input: Connect with Coaxial Output Devices, Like DVD
9. Optical Input: Connect with Optical Output Devices, Like DVD, XBOX360®, PS3™
10. Optical Output: Connect with Amplifier
11. LED Indicator for Power and Source Format
12. LED Indicator for Dolby Pro Logic II ON/OFF
13. Output to EXSOUND Coral III H Headset



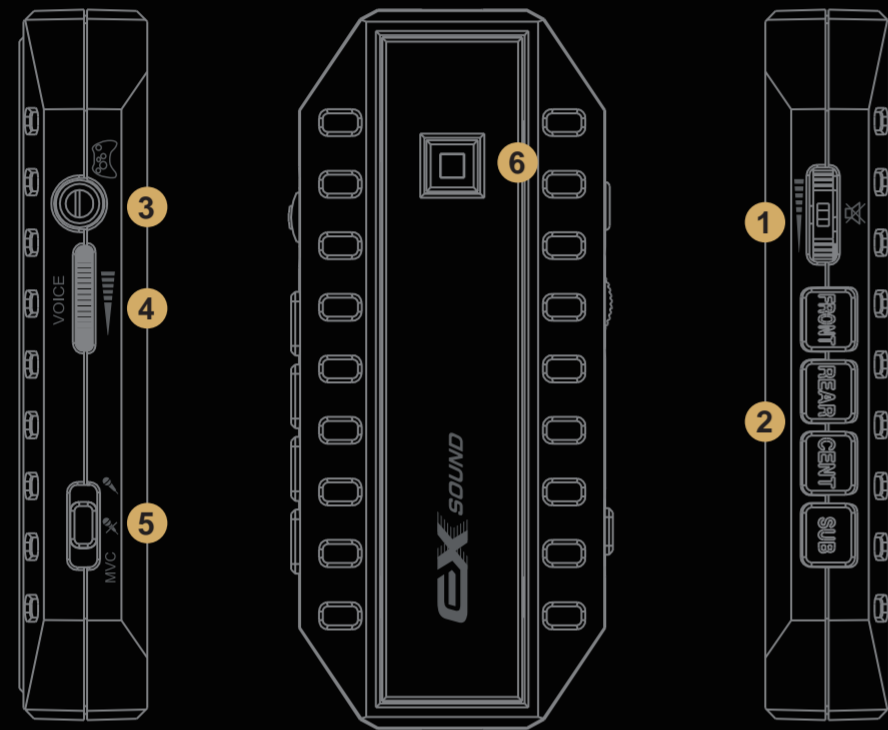
EXSOUND Coral III H Headset

1. 4 Speakers Position
2. High Quality & Soft Material Headband
3. Ergonomics : Comfortable for Heavy Gamers Long Periods Wearing
4. Detachable Microphone with Indicator
5. Omni-direction Microphone



EXSOUND Coral III H In-line Controller

1. Master/Each Channel Volume Adjustment & Mute/Un-mute
2. Each Channel Volume Adjustment & Indicator
3. 3.5 Jack to connect with XBOX 360 Console for XBOX Live
4. On-line Voice Volume from Others Adjustment
5. Switch of Microphone Mute/Un-Mute/Mic Volume Check (MVC) Selection
6. LED Indicator for Volume Level



EXSOUND Coral III H Product Offering

1. One EXSOUND Coral III H Headset
2. One EXSOUND Coral III H Breakaway Inline Controller Cable
3. One EXSOUND Coral III H Microphone
4. One EXSOUND Coral III H Decoder Box
5. One USB Cable
6. One Optical Cable
7. One Coaxial cable
8. One G9(F) to 3.5 mm plug *4 with USB Cable
9. One 3.5 mm plug to 2.5 mm plug Cable
10. One Operation Manual



EXSOUND Coral III H Specification

1. Decoder Box:
 - i. Digital Audio Input: Optical/Coaxial
 - ii. Analog Output:
 - To 5.1 Speaker: Stereo Jack*3
 - To Coral III 5.1 headset: G9*1
 - iii. Digital Output: Optical (To Amplifier)
 - iv. Communication: Chatting with PS3 via USB Interface, XBOX 360 with XBOX Live
 - v. DSP: Dolby Digital 5.1, Dolby Pro Logic II
 - vi. DAC Audio Performance:
 - 103dB SNR ('A' weighted at 48kHz)
 - -90dB THD (48kHz)
 - Sampling Frequency: 8KHz to 192KHz
2. Speaker
 - i. Front Speaker: 30mm 32Ohm
 - SPL: 120dB+/-3dB at 1mW, 1KHz
 - ii. Rear Speaker: 30mm 32Ohm
 - SPL: 120dB+/-3dB at 1mW, 1KHz
 - iii. Center Speaker: 23mm 32Ohm
 - SPL: 120dB+/-3dB at 1mW, 1KHz
 - iv. Subwoofer Speaker: 40mm 32Ohm
 - SPL: 118dB+/-3dB at 1mW, 1KHz
 - v. Speaker Frequency Response: 20-20KHz
3. Microphone:
 - i. Detachable Design
 - ii. Size: $\Phi 6 \times 5$ mm
 - iii. Direction: Omni
 - iv. -58dB+/-3dB
4. In-line Controller:
 - i. Master/Each channel Volume Up/Down & Mute/Un-mute
 - ii. Separated Volume Control for Voice Communication from Others
 - iii. Microphone Mute/Un-mute/Microphone Volume Check
 - iv. Amplifier Chips
 - v. Backlighting LED Indicator for volume, from Low to high with Green, Blue, Purple, Cyan & Red Color
 - vi. Microphone Jack to Communicate with XBOX Live
 - vii. Check Mic- in Voice Volume
5. LED:
 - i. Within in-line: Indicator for Volume Level
 - ii. Within Audio Station Indicator for Power and Source Format / Dolby Pro Logic II ON/OFF
6. Cable Length: 4.3 Meters
7. Net Weight: 1.6 KG
8. Confirm to ROHS, FCC, CE



All other trademarks are property of their respective owners.